

**ILUM**

**Optivio**



NATURE OF LIGHT

# Optivio

Collection

## Projector that adapts to your vision — not the other way around

Thanks to its modular design, the light source can be paired with a range of optical components — a fixed-focus lens, a zoom lens or a precise framing module — allowing you to configure the projector freely for any project. In just moments, you can adjust the beam's character to suit the specific space, exhibition or event. The advanced optical system enables precise light modeling, defining its character and highlighting details of a space, display or selected elements

of a scene. Control over focus, beam angle and beam shape gives you full command of the final effect — from precise object illumination to creative light shaping within a single, cohesive composition. This solution is designed for lighting designers, architects and exhibition creators who expect maximum flexibility and consistency in crafting their visual narrative. It performs equally well in technical applications and in projects that require unconventional, highly customized configurations.





Fix Lens  
Module



Zoom Lens  
Module



Framing Fix  
Lens Module



Framing Zoom  
Lens Module



UV Filter



Color Filter



Wall Washing  
Lens



Softening  
Lens



Honey  
Comb



Full  
Snoot



Four  
Barndoor



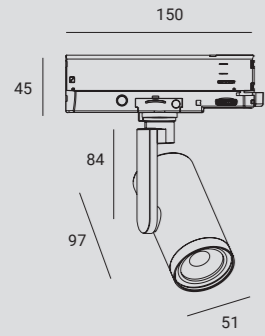
Magnetic Track



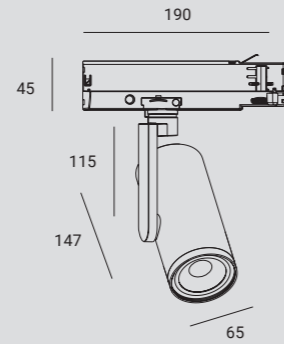
Integrated Driver

# Optivio

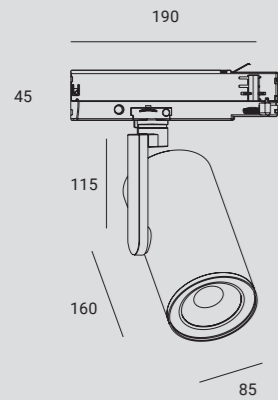
Collection



Optivio 10



Optivio 20



Optivio 30

### Three sizes. Full control over the light.

Our projectors are available in three sizes, perfectly suited to your needs — from intimate spaces, through medium-scale interiors, all the way to large

areas requiring full power and precision. Choose the projector that fits your project perfectly and enjoy complete control over the light in every situation.



# Optivio

Collection



Focus

Beam angle

Light shape

## Color that shapes the atmosphere

The projector gives you complete freedom to define the character of light — from atmospheric hues to bold color accents that shape the mood of a space. Its advanced optics combine precise control of focus, beam angle and light shaping with dynamic color

adjustment, allowing you to achieve exactly the effect your project requires. Whether you're aiming for smooth color transitions, a clean, saturated tone or a striking ambient glow, Optivio delivers a consistent, repeatable and fully controlled result.



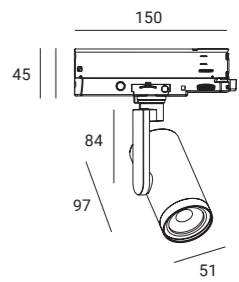
# Optivio 10

Collection



**Optivio 10**

Mounting:	magnetic track, integrated driver
Dimensions:	51 x 97 x 84 mm
Power:	10 W LED
Lumen output:	Framing modular 390 - 395 lm Zoom modular 505 - 656 lm Fixed modular 675 - 795 lm
Fix Lens Module:	10° / 15° / 20° / 30° / 45°
Zoom Lens Module:	10 - 50°
Framing Fix Lens Module:	55°
Framing Zoom Lens Module:	20 - 35°
CCT:	2700K / 3000K / 3500K / 4000K / 2700~5700K
CRI:	ON / OFF CRI97 / Adjustable CRI90
Control:	Dimming-Onboard / 0-10V / DALI / DMX / CASAMBI
Input Voltage:	DC 48V/AC 100-240V 50/60HZ
Housing:	Powder coated aluminum
IP protection:	IP20
Protection class:	III



**Accessories**

Fix Lens Module	Zoom Lens Module	Framing Fix Lens Module	Framing Zoom Lens Module	
Softening Lens	Wall Washing Lens	Honey Comb	Color Filter	UV Filter
Gobo Logo Projection	Gobo Landscape Physical Projection	Full Snoot	Four Barndoor	

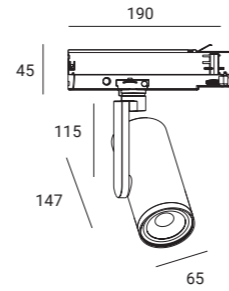


# Optivio 20

## Collection

### Optivio 20

Mounting:	track mounted, integrated driver
Dimensions:	65 x 147 x 115 mm
Power:	20 W LED
Lumen output:	Framing modular 630 - 690 lm Zoom modular 990 - 1370 lm Fixed modular 1240 - 1745 lm
Fix Lens Module:	10° / 15° / 20° / 30° / 40°
Zoom Lens Module:	10 - 50°
Framing Zoom Lens Module:	18 - 36°
CCT:	2700K / 3000K / 3500K / 4000K / 2700~5700K
CRI:	ON / OFF CRI97 / Adjustable CRI90
Control:	Dimming-Onboard / 0-10V / DALI / DMX / CASAMBI
Input Voltage:	DC 48V/AC 100-240V 50/60HZ
Housing:	Powder coated aluminum
IP protection:	IP20
Protection class:	III



### Accessories

Fix Lens Module



Zoom Lens Module



Framing Zoom Lens Module



Softening Lens



Wall Washing Lens



Honey Comb



Color Filter



UV Filter



Gobo Logo Projection



Gobo Landscape Physical Projection



Full Snoot



Four Barndoor

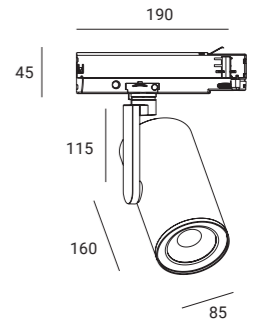


# Optivio 30

## Collection

### Optivio 30

Mounting:	track mounted, integrated driver
Dimensions:	85 x 160 x 115 mm
Power:	30 W LED
Lumen output:	Framing modular 1100 - 1155 lm Zoom modular 1750 - 2295 lm Fixed modular 2520 - 2705 lm
Fix Lens Module:	15° / 20° / 30° / 40°
Zoom Lens Module:	10 - 55°
Framing Zoom Lens Module:	25 - 40°
CCT:	2700K / 3000K / 3500K / 4000K / 2700~5700K
CRI:	ON / OFF CRI97 / Adjustable CRI90
Control:	Dimming-Onboard / 0-10V / DALI / DMX / CASAMBI
Input Voltage:	DC 48V/AC 100-240V 50/60HZ
Housing:	Powder coated aluminum
IP protection:	IP20
Protection class:	III



### Accessories

Fix Lens Module



Zoom Lens Module



Framing Zoom Lens Module



Softening Lens



Wall Washing Lens



Honey Comb



Color Filter



UV Filter



Gobo Logo Projection



Gobo Landscape Physical Projection



Full Snoot



Four Barndoor



# Optivio

Collection



ILUM

## Light that tells your story

Optivio projectors offer complete creative freedom thanks to their interchangeable gobo system. The projector can display any pattern – from delicate textures to bold graphics and fully customized logos. The precise optical system ensures perfect sharpness and scale of the projection, while beam-angle

adjustment makes it easy to refine the effect for any scene, display or architectural detail. By combining advanced engineering with the ability to use your own gobo designs, Optivio turns light into a tool for crafting unique, memorable visual experiences.



## ILUM

ul. 1 Maja 46a  
05-555 Tarczyn, Poland  
tel: +48 22 736 73 00  
info@ilum.lighting

**ilum.lighting**



## Our mission is healthy light.

We create human and environment – friendly solutions: natural, comfortable to the eye, rendering genuine colours. We believe in timeless and universal aesthetics. We design lamps that are minimalist in their form, and which can complement both traditional and modern architecture. To draw up custom designs, we approach each interior from a fresh perspective.

Quality is at the core of our work. All of our products are manufactured in our own factory in Tarczyn, with the help of a team of lighting experts – technology and product engineers. For 20 years, we have completed a plethora of projects, and each of them represents how we understand the culture of light and the way light can be experienced in space. When considering the role of light in contemporary architecture, one cannot disregard the history of Bauhaus. The school, or rather a free, creative collective Light was of the building blocks of architecture in Modernism. In those times, as a result of technological progress electric light became just as important building material as concrete or steel. Shaping the experience of space through artificial light in buildings was an entirely new challenge for Bauhaus architects and designers. Their avant-garde approach to materials and forms, combined with the consolidation of modernist standards in terms of aesthetics and form in the middle of the 20th century, became the foundation for contemporary design.

Today, when looking at Infinite numbers of light fixtures and lamps, it is easy to forget that today's lighting culture has its roots in the school of Bauhaus and owe sit its shape.

